



A ALIASID

Advanced Features



Advanced Feature:

Sending Secure Emails
Password Locked

To Anyone (regardless of their email provider)

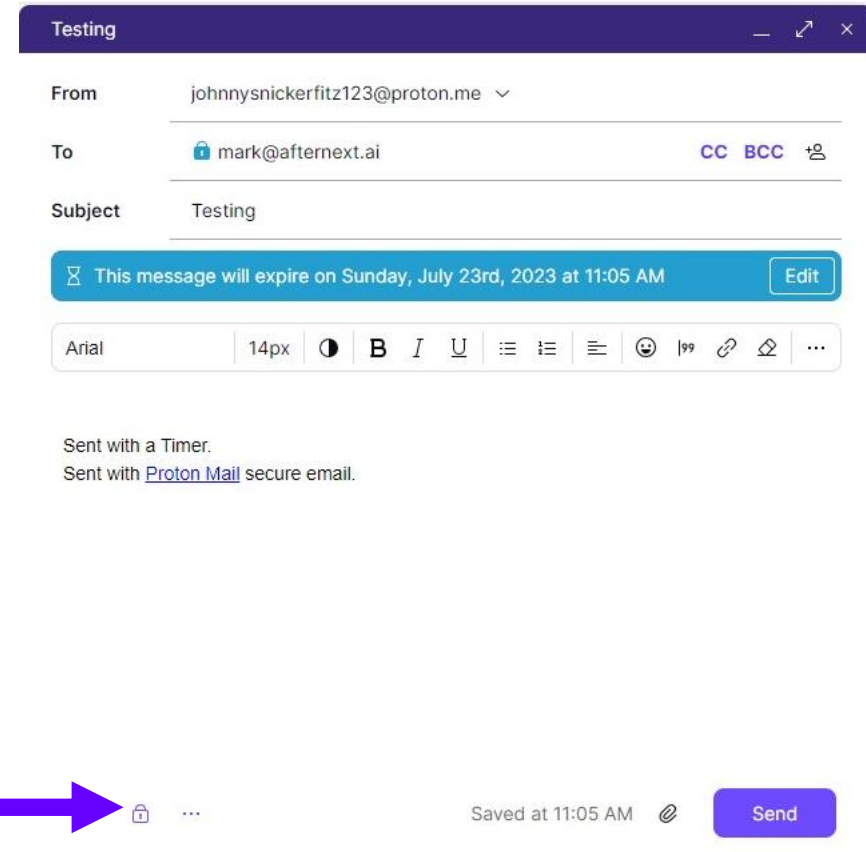


Here's How:



In your Proton Mail account, create an email as usual. Then before clicking “Send:”

1. Click the External Encryption button (with the lock icon) as shown.

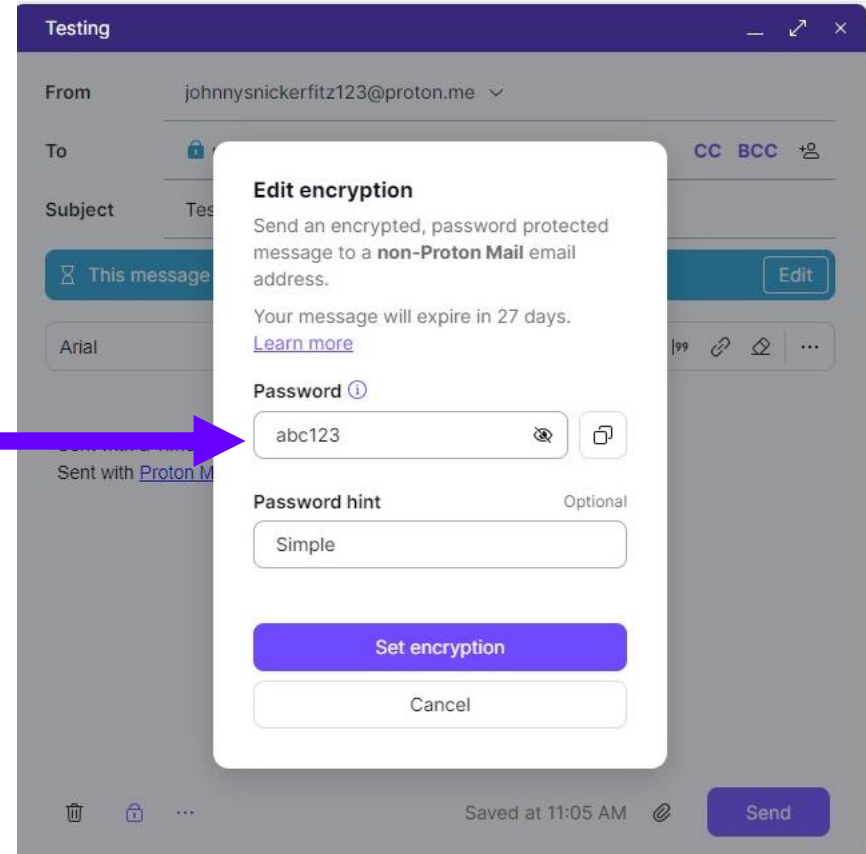


Last Step



2. Enter a message password and an optional password hint. Click Set encryption when you're done (or tap Apply password if using our Android or iOS app).

Simple.





Advanced Feature:

Send Self-Destructing Emails

- You Control The Timer
- Removes All History

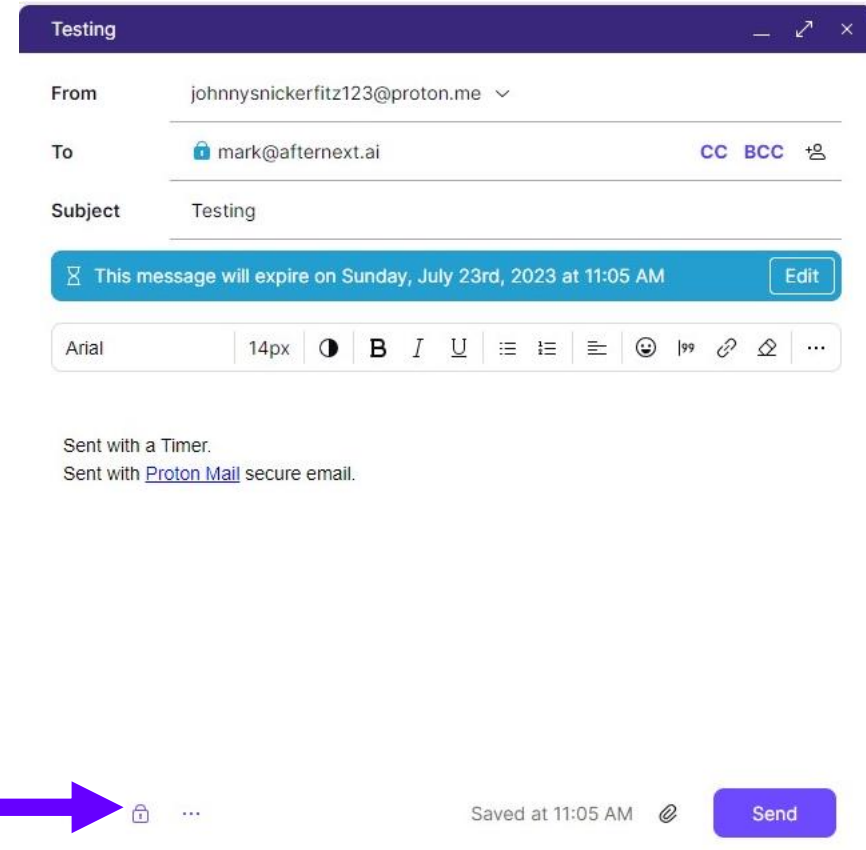


Here's How:



In your Proton Mail account, create an email as usual. Then before clicking “Send:”

1. Click the External Encryption button (with the lock icon) as shown.



Next



2. This automatically creates a message that will expire. The default is in 7 days.

A screenshot of an email composition window titled "Testing". The window shows the following details:

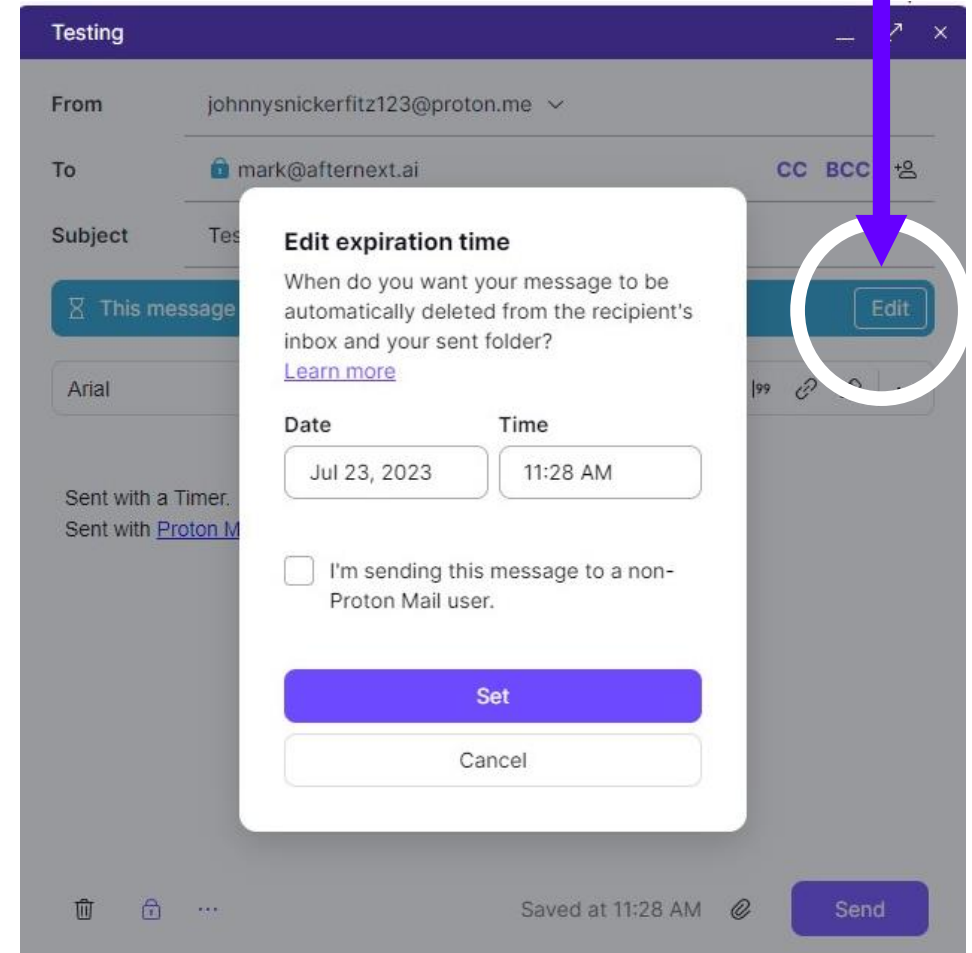
- From:** johnnysnickerfitz123@proton.me
- To:** mark@afternext.ai (with CC, BCC, and contact icons)
- Subject:** Testing

A blue bar with a timer icon and the text "This message will expire on Sunday, July 23rd, 2023 at 11:05 AM" is positioned below the subject line, with an "Edit" button to its right. Below this bar is a rich text editor with a toolbar containing options for font (Arial), size (14px), bold, italic, underline, list, link, and other formatting tools. The body of the email contains the text: "Sent with a Timer. Sent with [Proton Mail](#) secure email." At the bottom right, there is a "Send" button and a "Saved at 11:05 AM" indicator.

Last Step



3. Click “Edit” to manually set the date and time you wish your message to expire.





Advanced Feature:

Turn On The Privacy Feature

- On Your Virtual Bankcards
- And Get 1% Cash-back

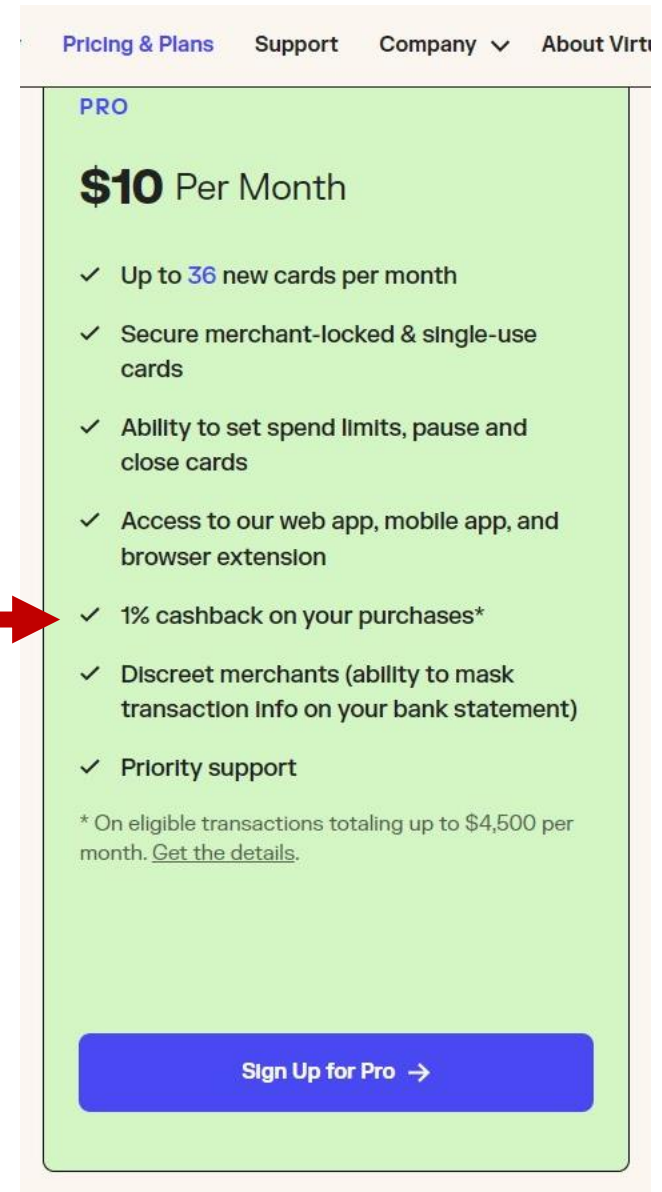
Here's How:

PRIVACY

We recommend Privacy.com "Pro" plan. (Note: We do not receive commissions or incentives of any type from Privacy.com or any vendors ever.)

- Pro costs \$10 per month but gives you 1% cashback on your purchases, which the Free plan does not.

- Therefore, if you spend \$1,000 per month using virtual bankcards, it pays for itself.



Pricing & Plans Support Company ▾ About Virt

PRO

\$10 Per Month

- ✓ Up to 36 new cards per month
- ✓ Secure merchant-locked & single-use cards
- ✓ Ability to set spend limits, pause and close cards
- ✓ Access to our web app, mobile app, and browser extension
- ✓ 1% cashback on your purchases*
- ✓ Discreet merchants (ability to mask transaction info on your bank statement)
- ✓ Priority support

* On eligible transactions totaling up to \$4,500 per month. [Get the details.](#)

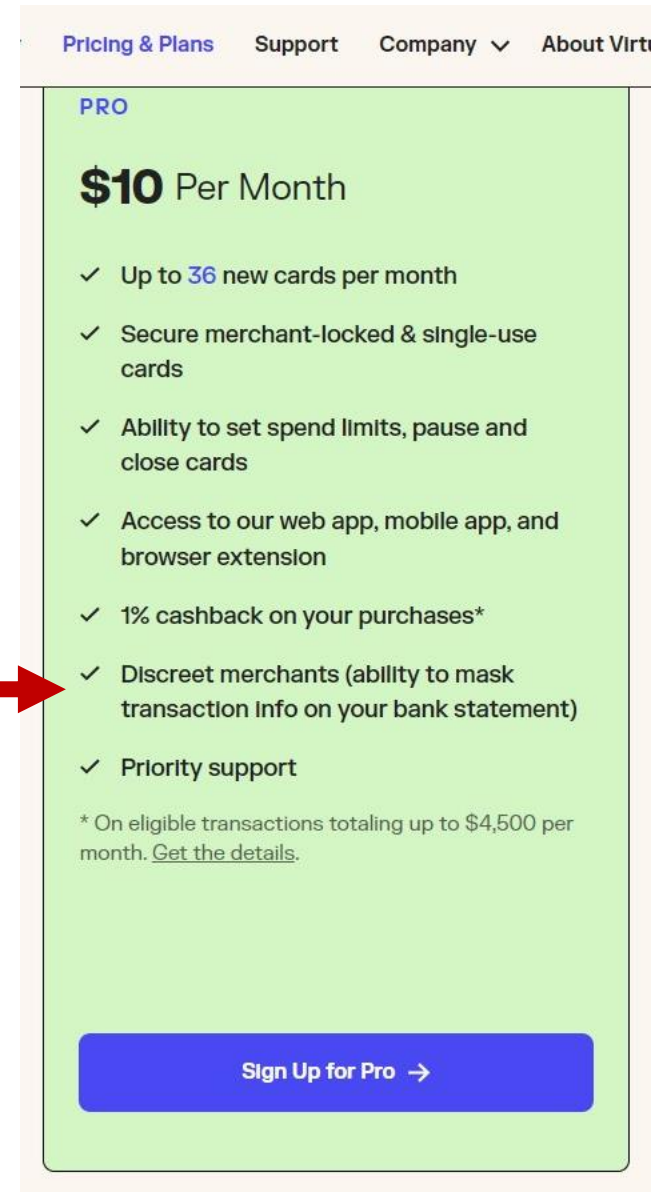
Sign Up for Pro →

Privacy Benefit

PRIVACY

Now you have access to the most powerful privacy feature in U.S. banking. Turn on the “Privacy setting,” and your bank no longer gets transaction information.

Note: Virtual bankcards are linked to your checking account, and banks report data to third parties. Privacy.com does not.



Pricing & Plans Support Company ▾ About Virtu

PRO

\$10 Per Month

- ✓ Up to 36 new cards per month
- ✓ Secure merchant-locked & single-use cards
- ✓ Ability to set spend limits, pause and close cards
- ✓ Access to our web app, mobile app, and browser extension
- ✓ 1% cashback on your purchases*
- ✓ Discreet merchants (ability to mask transaction info on your bank statement)
- ✓ Priority support

* On eligible transactions totaling up to \$4,500 per month. [Get the details.](#)

Sign Up for Pro →



A ALIASID

Stay Tuned
For more...